

ARCADIS

IBI GROUP

Unleash Technology to Align and Collaborate for Achieving Mission - Road Safety

Presented by
Venkata Chuduru
Director and Head India Operations




Every accident is a notice that
something is wrong with men,
methods, or material —
investigate — then act.





SITUATION ASSESSMENT

Key Problems



Lack of **Integrated Database** for Road Accident (Too Many Discrete Tools for Data Capture)


Lack of **Centralized Monitoring Tool** to Track Action Plan & Goals

Lack of **Efficient Post Accident Support System** & Full Scale **Enforcement** On Traffic Rules

Collaborative Program Management Capacity

Knowledge Gaps & Alignment With Strategic Objectives and Actions

**IT DOESN'T MATTER HOW MANY
RESOURCES YOU HAVE.**
@successpictures



**IF YOU DON'T KNOW HOW TO USE
THEM, IT WILL NEVER BE ENOUGH.**

INTEGRATED APPROACH TO ROAD SAFETY



Guiding Principles



**Data Driven
Decision Making**



Technology Based



Persistence



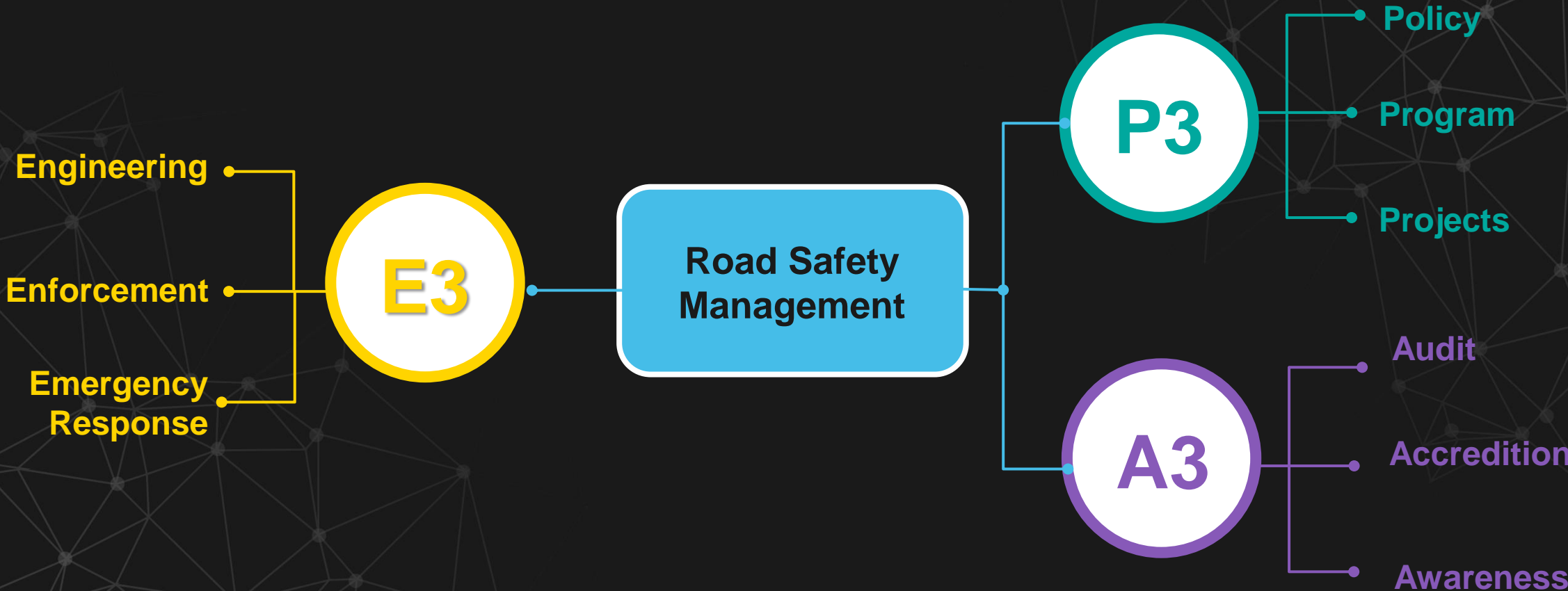
**Performance
Orientation**



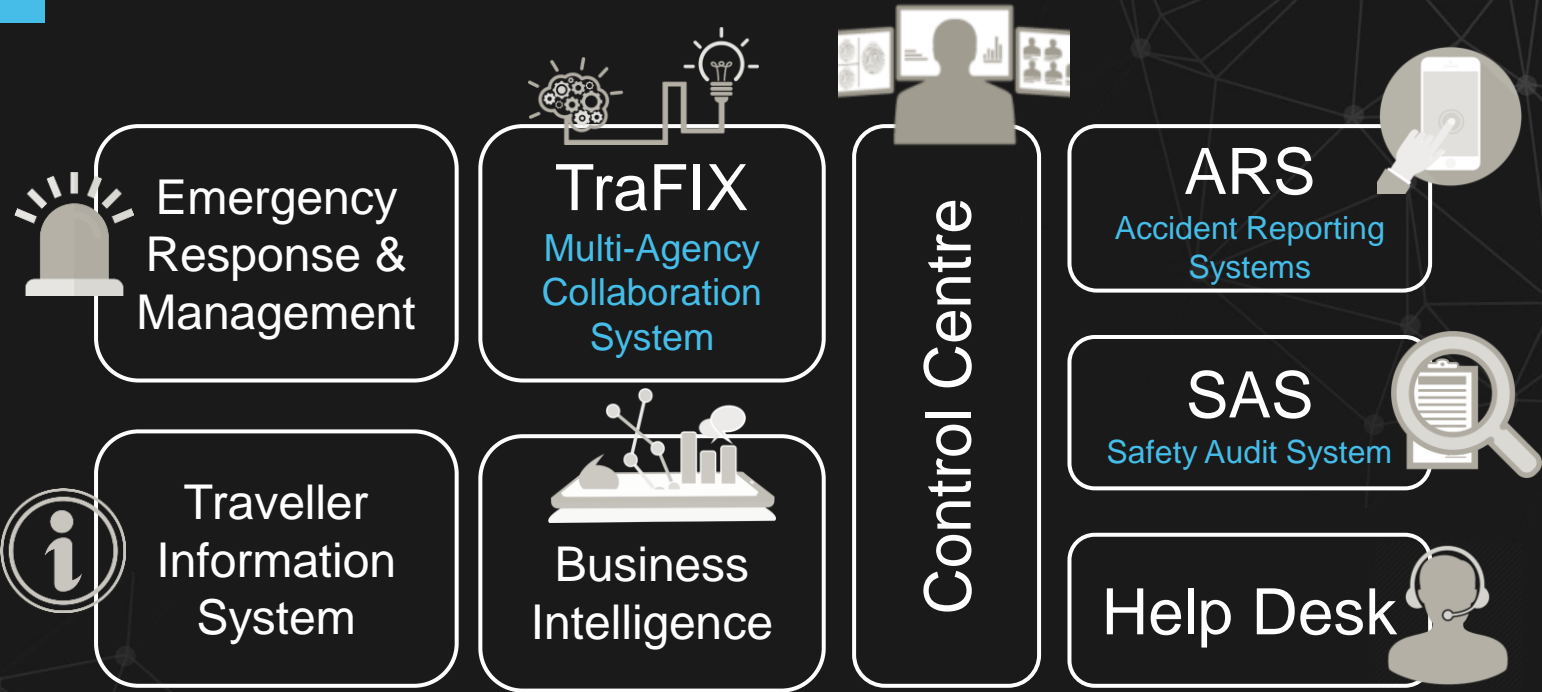
Collaboration



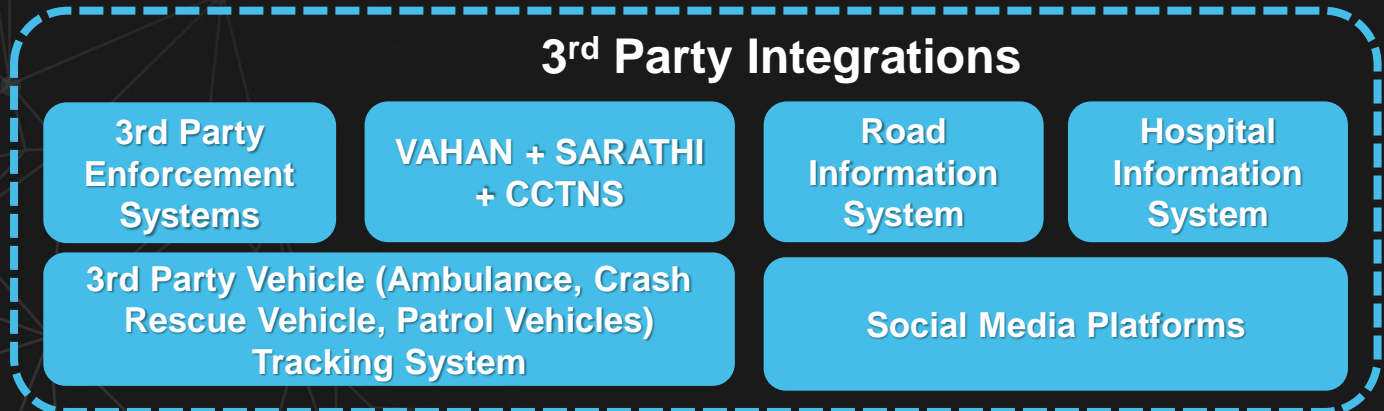
Road Safety Management



System Architecture

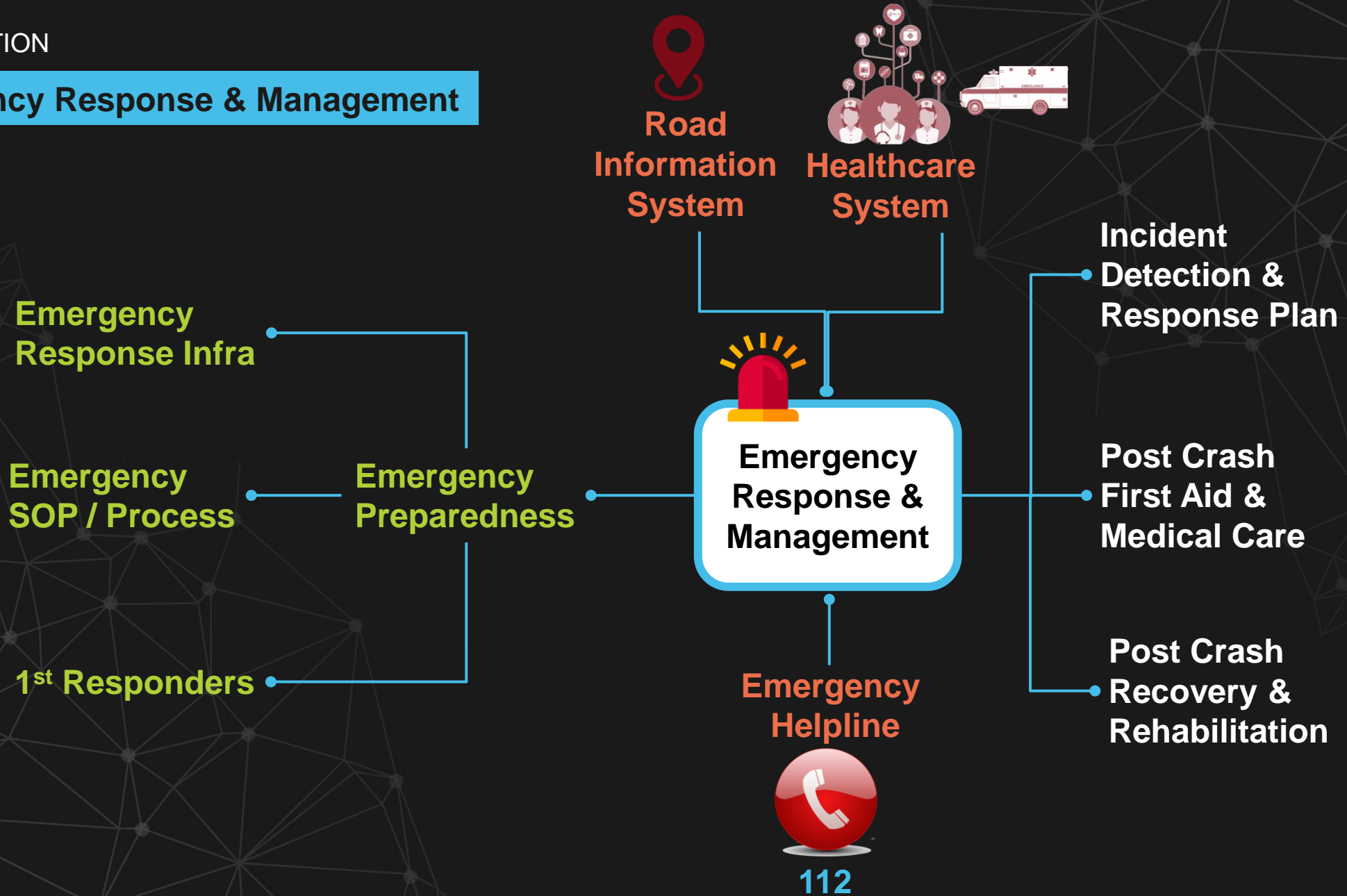


- Road Agencies
- Police - City /State
- RTO
- Bus Transport Agencies
- Municipal Authorities
- Taxi Operators
- Hospitals
- Road Safety Auditors
- Traffic Enforcement SI's
- Insurance Agencies
- Vehicle Manufacturers



OUR SOLUTION

Emergency Response & Management



OUR OFFERINGS

Traffic Incident Management & Enforcement System

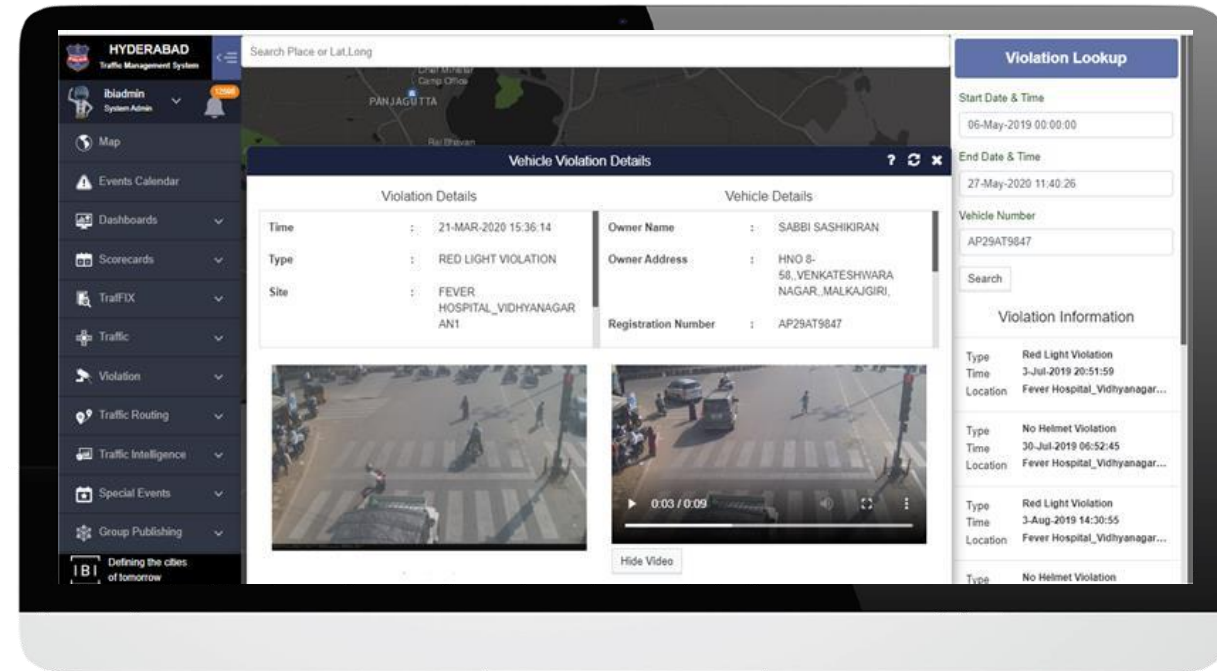
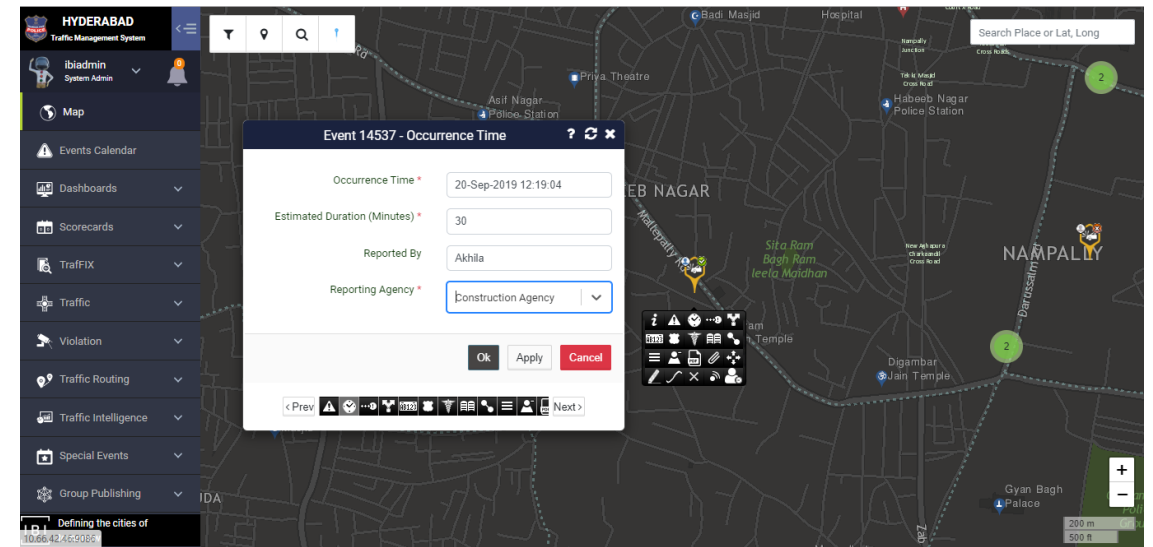


Brief Scope:

- Vehicle Incident Detection System
- Incident Management
- IOT (ANPR) Based Traffic Violation detection And Enforcement
- Real Time Traveler Advisory – VMS & PAS
- Emergency Vehicle Routing & Priority
- Integration with CCTNS, OPMS, RAMIS, VAHAN and SARATHI
- MIS Reporting and Dashboard

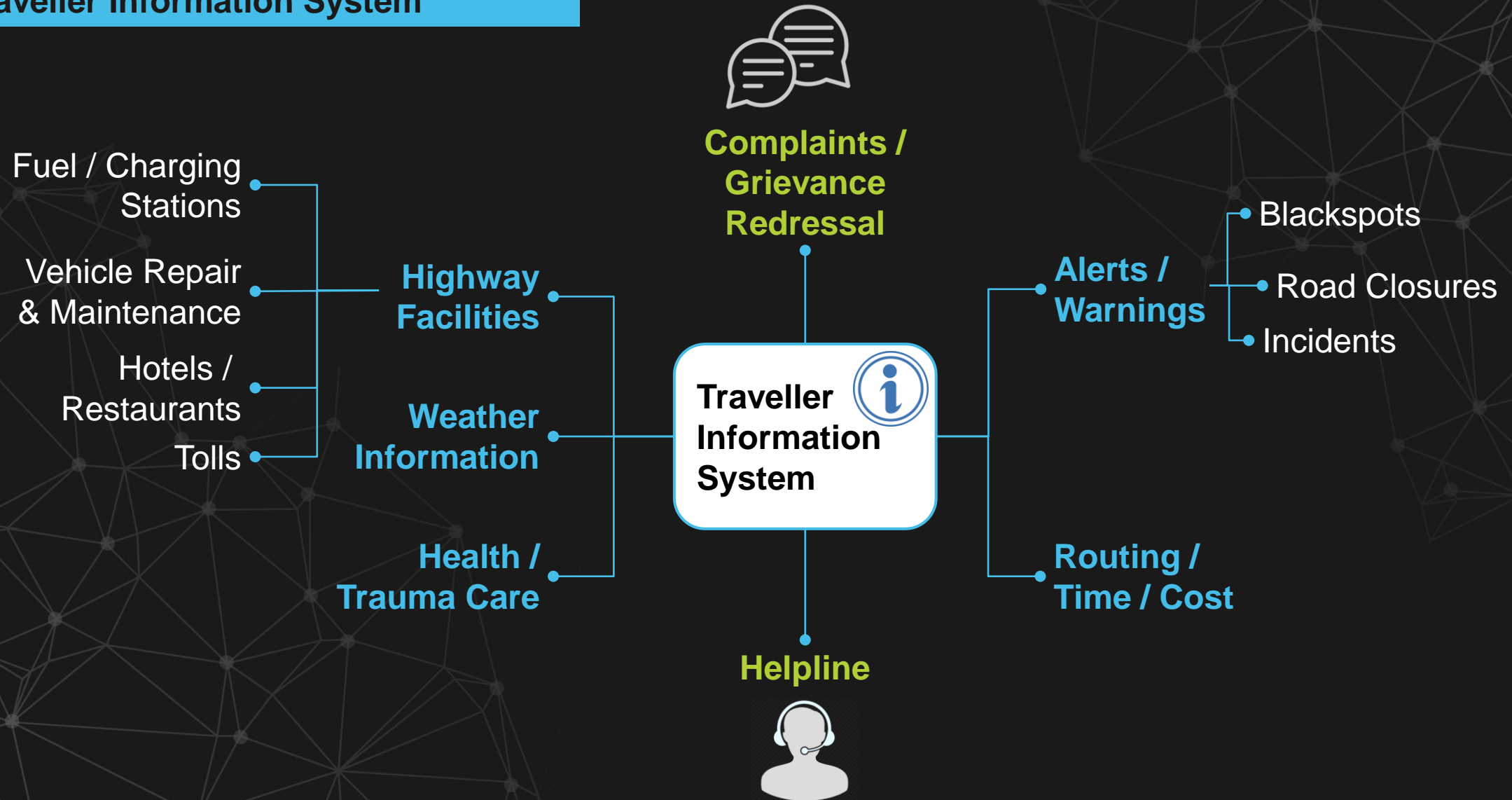
Timelines of Delivery:

Plan, Installation Configuration & Implementation – 1 Year (Approx.)



OUR SOLUTION

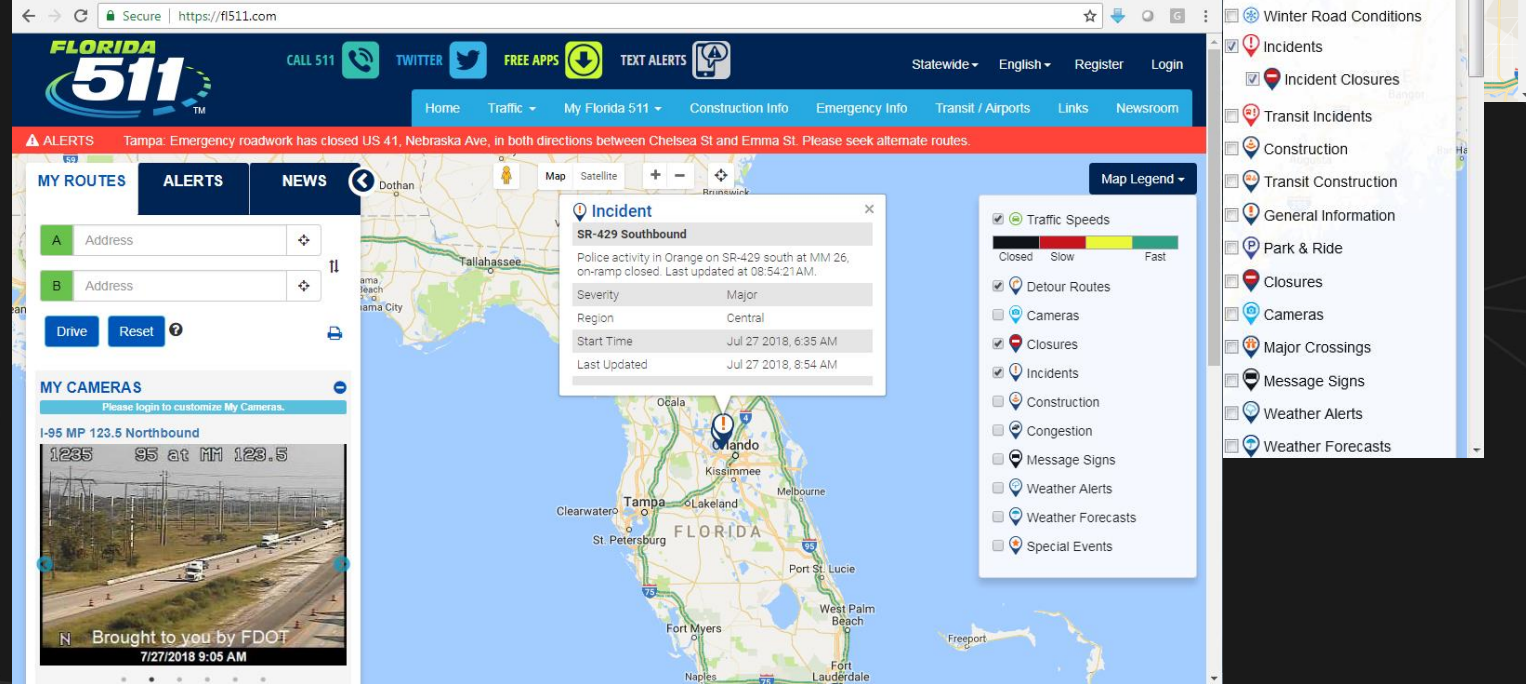
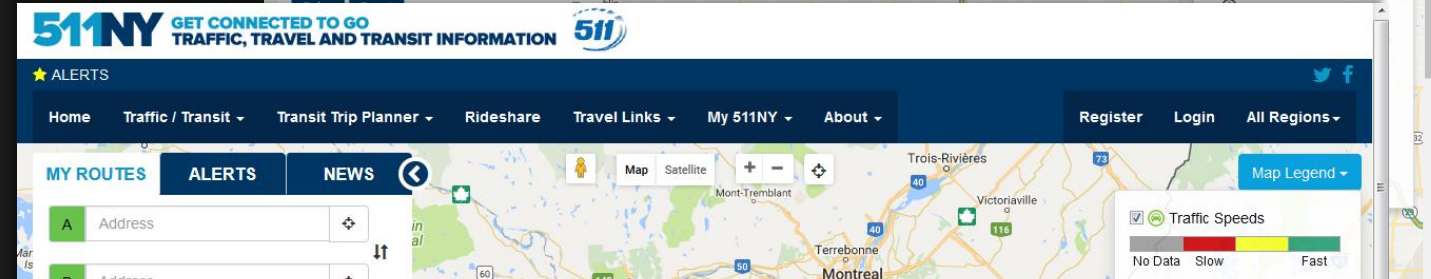
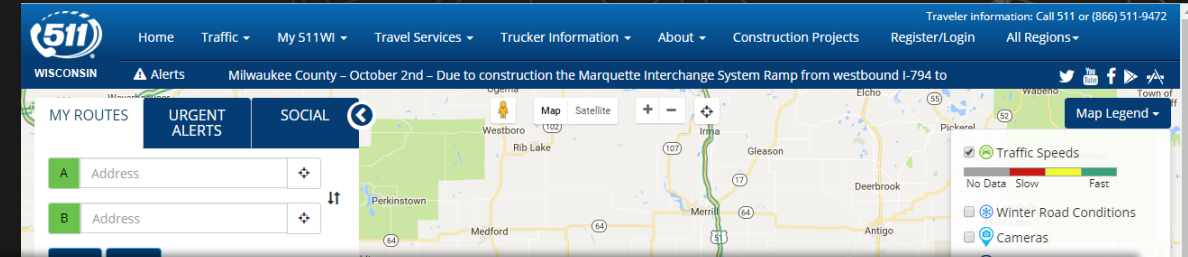
Traveller Information System



OUR SOLUTION

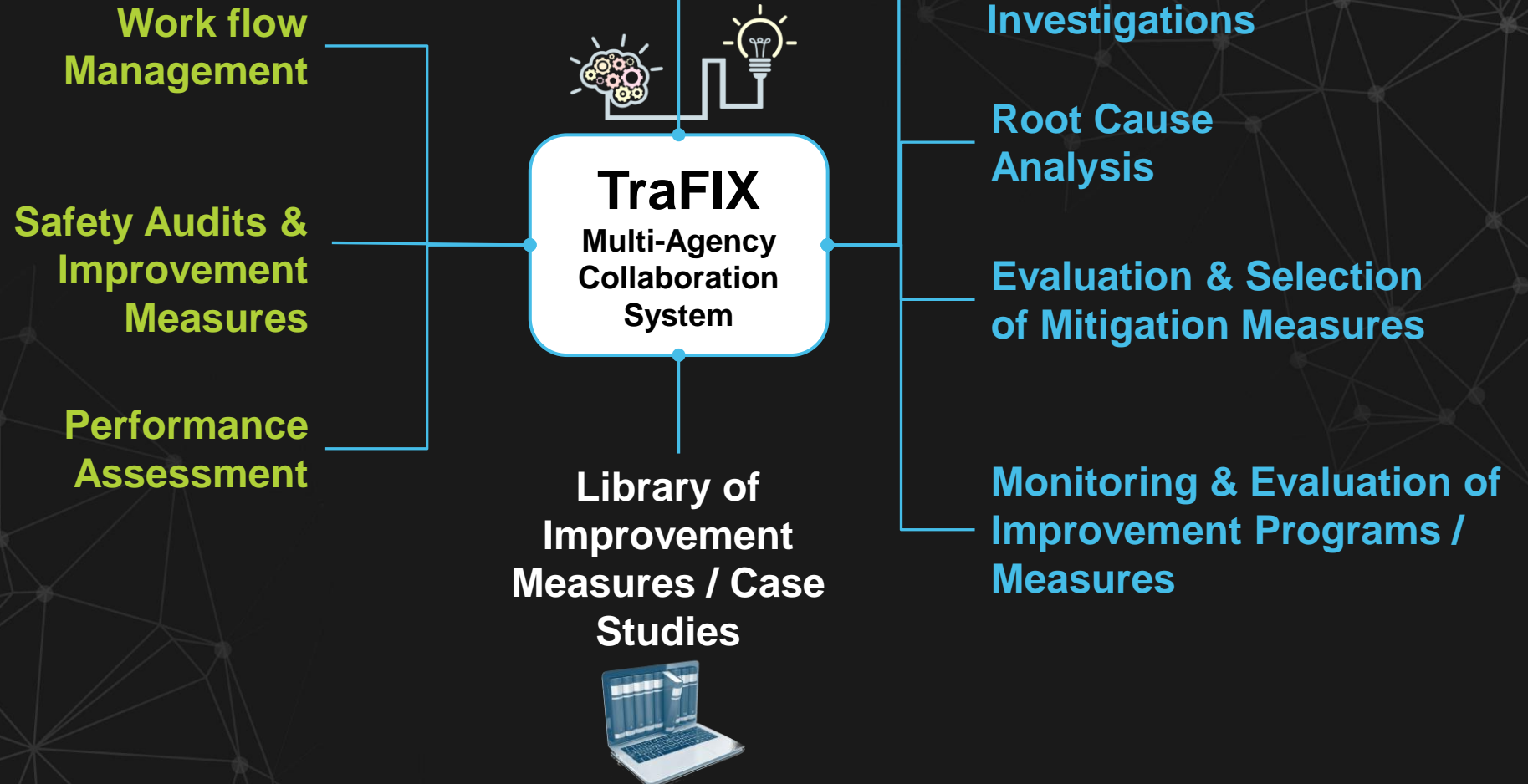
Traveller Information System - 511

- South Africa ATIS
- New York 511
- Wisconsin 511
- Alaska 511
- Florida 511
- Massachusetts 511
- Connecticut Travel Smart
- Alberta 511
- Ontario 511



OUR SOLUTION

TraFIX - Multi-Agency Collaboration System



OUR SOLUTION

Business Intelligence

Fatalities 					Overall Performance					Safer Roads (Rating) 				
Reduce Fatalities TARGET 0 Fatalities										Reduce Accidents TARGET 0 per 1Lac Veh				
2019	15	20	30	30	2019	35%	20%	32	30	2019	15	25	32	30
			Bidar	Bagalkot				Bidar	Chikballapur				Bidar	Chikballapur
2020	20	20	30	30	2020	45%	20%	30	22	2020	20	22	30	22
			Bidar	Balagavi				Balagavi	Bidar				Balagavi	Bidar
 50 th percentile  					 50 th percentile  					 50 th percentile  				
Quick Response 					Emergency Care 					Safer Vehicles 				
Quick Incident Response TARGET 30 mins or less					Good Availability of Ambulance TARGET 5 per 10 km					Reduce Unfit Vehicles TARGET 0 Vehicles				
2019	45	40	60	120	2019	3.2	3.0	3	4	2019	15	20	32	30
			Bidar	Chikballapur				Bidar	Chikballapur				Bidar	Chikballapur
2020	40	38	50	95	2020	3.5	3.3	2.5	4.3	2020	20	20	30	22
			Balagavi	Bidar				Balagavi	Bidar				Balagavi	Bidar
 50 th percentile  					 50 th percentile  					 50 th percentile  				

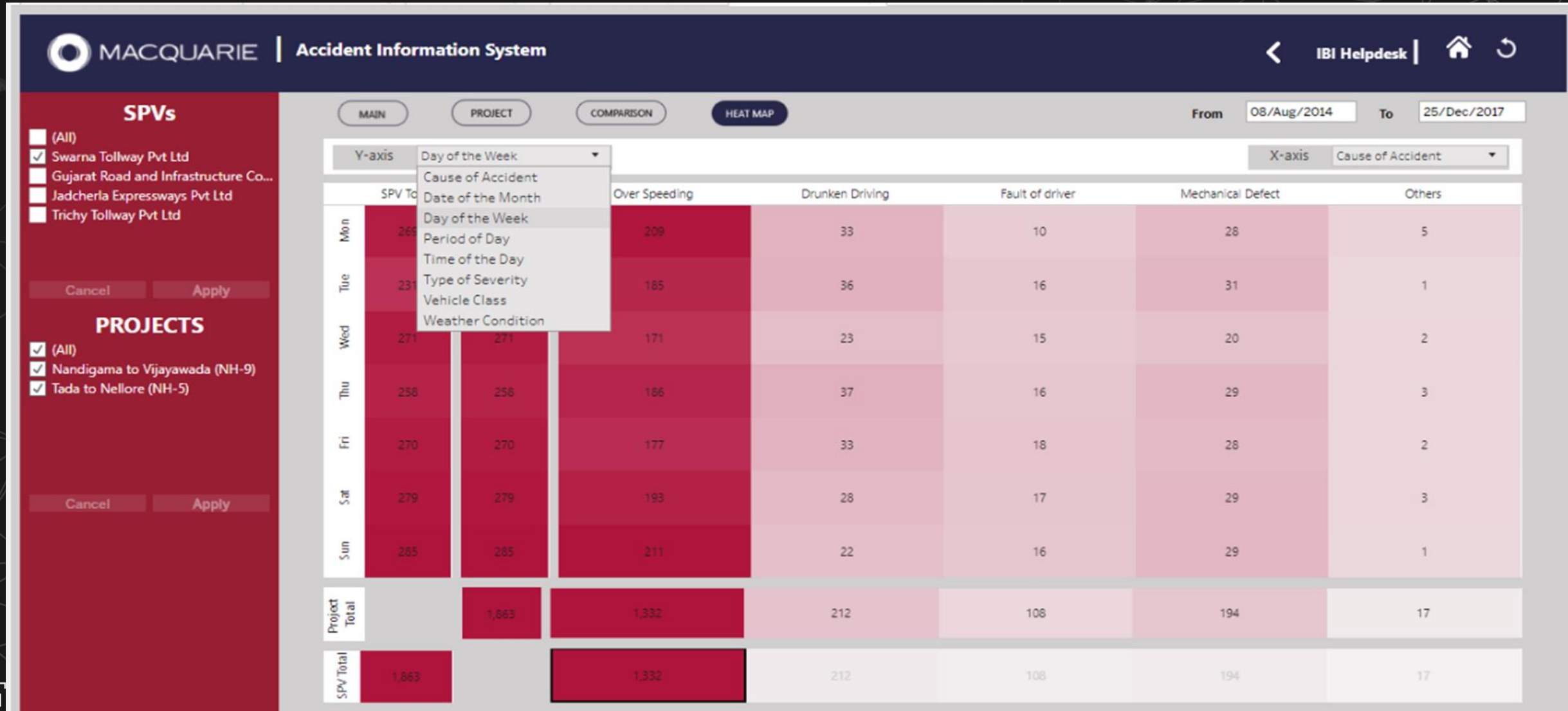
OUR OFFERINGS

Sample Dashboards



OUR OFFERINGS

Sample Dashboards



OUR OFFERINGS

Sample Dashboards

HYDERABAD
Traffic Management System

ibiadmin
Operator:hyd

10076+

- Analytics
- Traffic
- Violation
- Accident
- Sentimental Analysis
- Reports
- Special Events
- Group Publishing
- Configuration
- Administration

Defining the cities of tomorrow

SUMMARY
CELL HEATMAP
CALENDAR
PARETO ANALYSIS
PCP COMPARISON
SPECIAL EVENT IMPACT
MAP

YTD
(31/Jan/2021)

155
No. of Accidents

10
No. of Fatalities

190
Persons Injured

0.06
Fatality Rate

Every Day

5.0 Accidents
0.3 Fatalities

Cyberabad

January 2021 Calendar of Total Fatalities

January 2021						
Mon	Tue	Wed	Thu	Fri	Sat	Sun
					0 1	0 2
1 3	0 5	1 6	0 7	0 8	1 9	1 10
0 11	1 12	1 13	0 14	0 15	0 16	0 17
0 18	1 19	0 20	0 21	0 22	0 23	1 24
1 25	0 26	1 27	0 28	0 29	0 30	0 31

Weekday-wise Accidents

4.8	4.3	4.5	3.2	5.8	6.0	6.5
-----	-----	-----	-----	-----	-----	-----

Hour-wise Accidents

6 PM						
5.0						

Top 3-Vulnerable days of Month by Total Fatalities

January 3, 2021	January 5, 2021	January 8, 2021
1	1	1

Analysis By

Total Fatalities

Month, Year

January 2021

Police Station

(All)

Accident Type

(All)

Accident Cause

(All)

Accused Vehicle Type

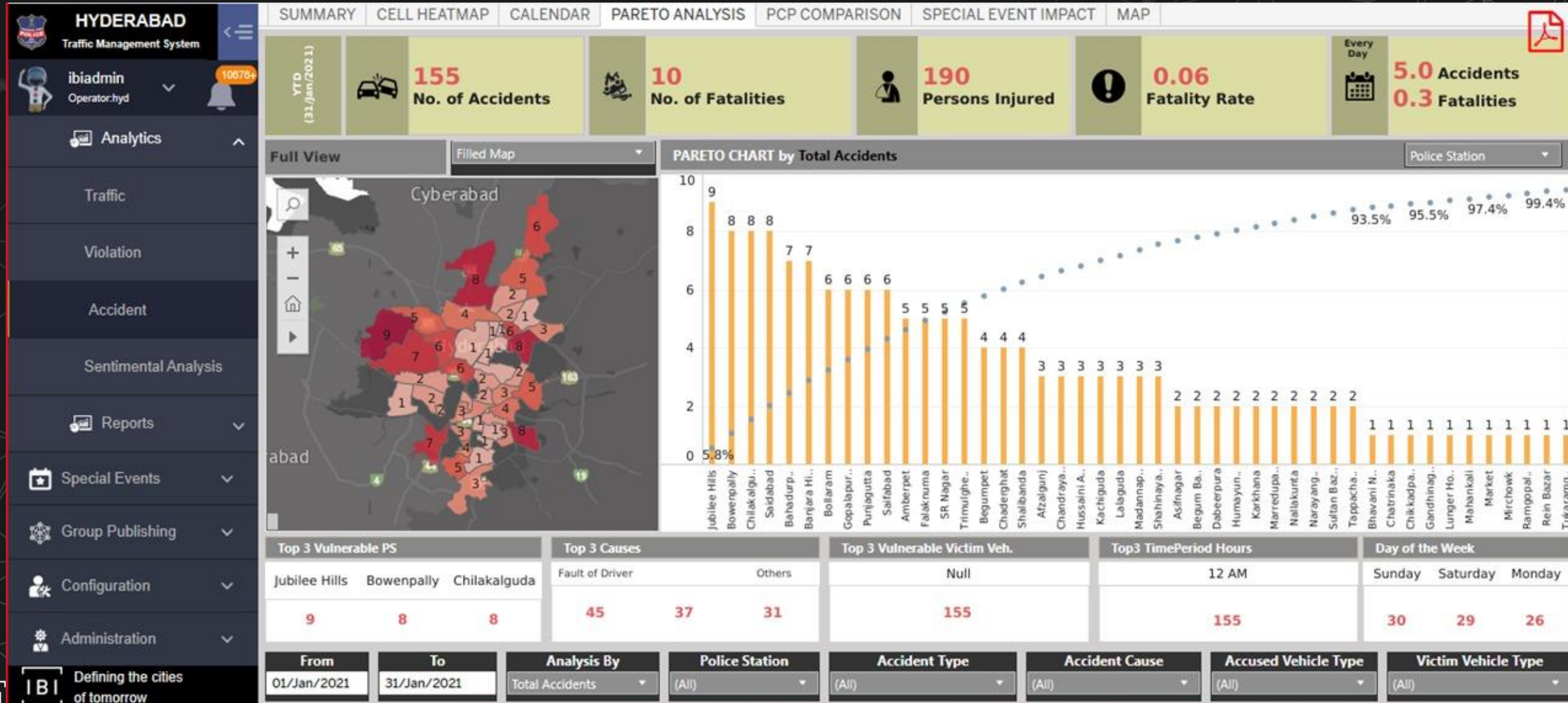
(All)

Victim Vehicle Type

(All)

OUR OFFERINGS

Sample Dashboards



OUR OFFERINGS

Sample Dashboards

HYDERABAD
Traffic Management System

ibisAdmin
System Admin

20007

- Analytics
- Traffic
- Violation
- Accident
- Sentimental Analysis
- Reports
- Special Events
- Group Publishing
- Configuration
- Administration

SUMMARY
CELL HEATMAP
CALENDAR
PARETO ANALYSIS
PCP COMPARISON
SPECIAL EVENT IMPACT
MAP

YTD
(03/Sep/2019)

442
No. of Accidents

0
No. of Fatalities

0
Persons Injured

0
Fatality Rate

Every Day
1.8 Accidents
0.0 Fatalities

Full View

PARETO CHART by Total Accidents

Top 3 Vulnerable PS			Top 3 Causes			Top 3 Vulnerable Victim Veh.			Top3 TimePeriod Hours			Day of the Week		
Jubilee Hills	Punjabgutta	Saifabad	Null	Fault of Driver		Null			6 PM	5 AM	4 AM	Friday	Saturday	Tuesday
269	246	243	5,414	4	2	5,421			669	299	291	819	810	788

From
02/Oct/2016

To
04/Sep/2019

Analysis By
Total Accidents

Police Station
(All)

Accident Type
(All)

Accident Cause
(All)

Accused Vehicle Type
(All)

Victim Vehicle Type
Null

OUR EXPERIENCES

Road Safety Indian Experiences

India World Sports Business & Economy Entertainment States Parliament

States »

South

Posted at: Nov 6 2018 7:32PM

f t w +

Hyderabad road accidents reduce in 2018

Hyderabad, Nov 6 (UNI) With the efforts of Hyderabad Traffic Police, the city have led to a reduction in road accidents during the month of Oct this year said a police statement here on Tuesday.

"Implementation of road safety measures have brought down the fatalities in the limits of city. In Oct 2018, there were 22 deaths reports as compared to 27 last year (Almost 20 per cent less fatalities)," said the statement. [Please log in to get detailed story.](#)

*"The capital city has recorded a **46% dip** in fatal road crashes in January against the number of accidents reported in the same month last year."*

*"The prime and foremost aim of the Traffic Police is to reduce fatal and non-fatal road accidents on the city roads. Due to the various **preventive measures and enforcement work done**, the police have been successfully been able to reduce fatal road mishaps in city,"*

January sees less road crash deaths in Hyderabad

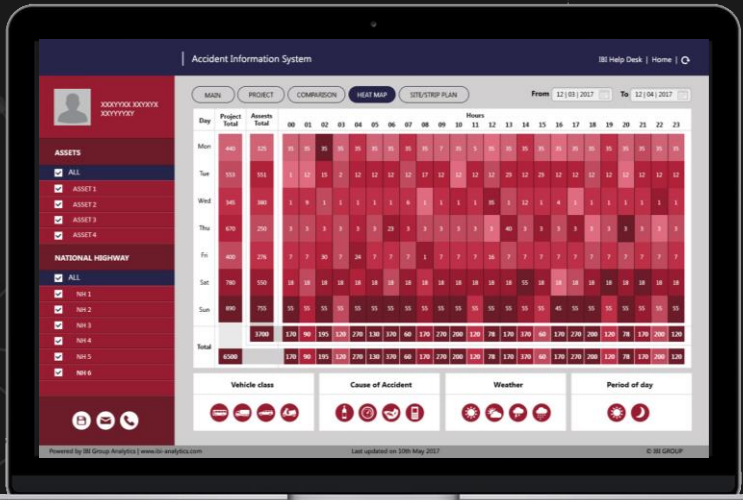
BY TELANGANA TODAY PUBLISHED: 1ST FEB 2021 7:50 PM



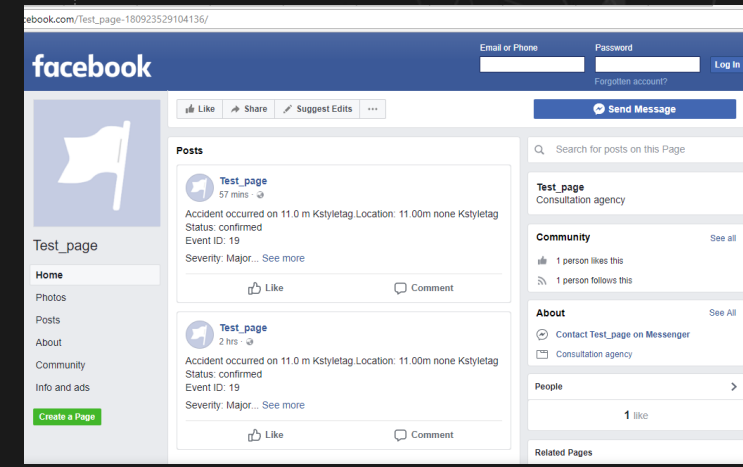
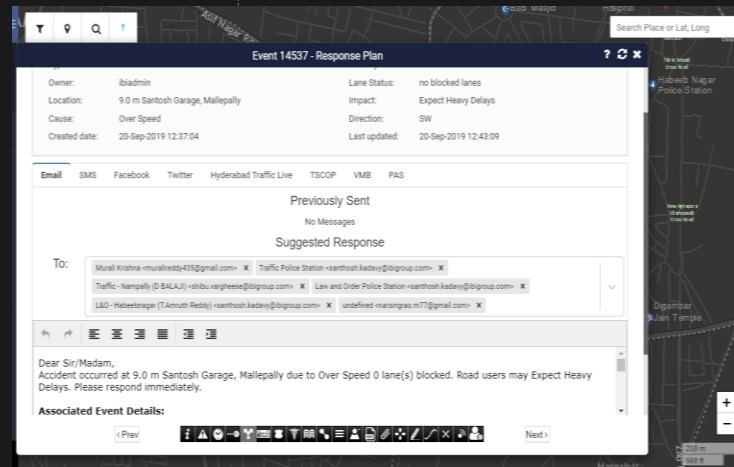
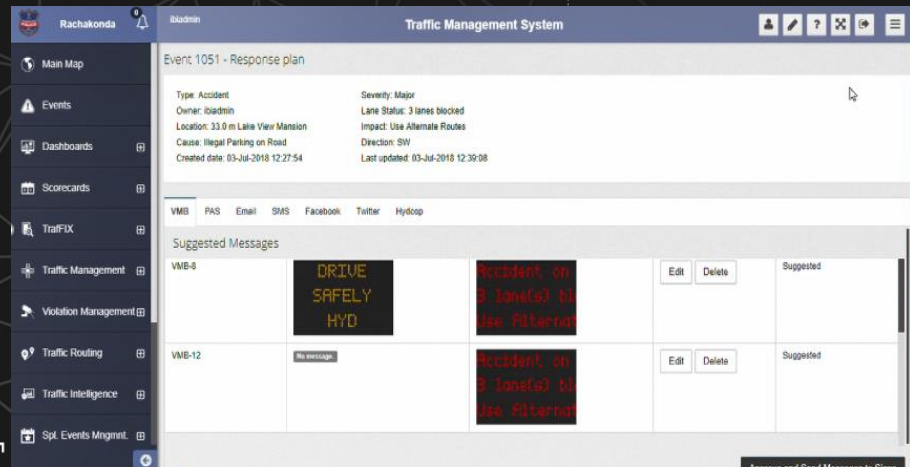
OUR EXPERIENCES

Road Safety Indian Experiences

	Project Name	Client	Year
1	Advanced Traffic Management System for 500 Km	Safeway	2022
2	Road Safety Audit and Recommendations for the Goa Airport	GGIAL	2019
3	Accident Data Management Analysis System and Dashboard for Hyderabad	Hyderabad City Police	2019
4	Traffic management and Improvement of Road Safety in Gandhamardan mines	Odisha Mining Corporation	Ongoing
5	Accident Dashboards for 4 Toll Roads of Macquarie	MIMSPL	2018
6	Traffic Operations Plan and Safety Management Plans for Traffic Junctions - Indore BRT ITS Project	AICTSL	2012



Accident Dashboards for Macquarie Toll

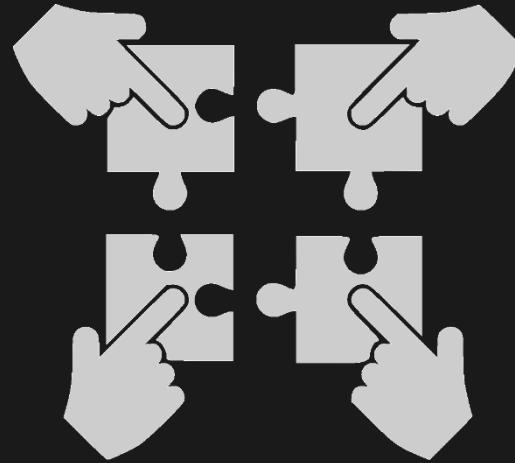


Accident Management Module of Hyderabad ITMS Platform


Final Thoughts...,



**Technology
is the means
and NOT an
END....**



**Collaboration
is the Key...,**



**Alignment of
Minds, Methods,
Machines**



venkata.chunduru@ibigroup.com



www.ibigroup.com



[linkedin.com/company/ibi-group_2/](https://www.linkedin.com/company/ibi-group_2/)



+91 124 4840700



415, Vipul Plaza, Suncity, Sector 54,
Gurgaon (Haryana) 122003 India

Thank You!



Defining the cities
of tomorrow

OUR EXPERIENCES

Road Safety International Experiences



	Project Name	Client	Year
1	Consulting Engineering Services on Retainer for Road Safety Studies	City of Toronto	2009
2	In-service road safety review in Support of the Vision Zero Road Safety Plan		2018
3	Human Factors Assessment of Bike Lanes on Bath RD	City of Kingston	2015
4	Human Factors Assessment of Intersection of Collins Bay Road and Bath RD		2016
5	Highway 7 Operational Performance Review	MTO Eastern Region	2018
6	Queen Street: Parkside Drive to Lorne Avenue In- Service Road Safety Review	Town of Newmarket	2015
7	Highway 417/17 Transition Human Factors and Safety Review	Ministry of Transportation of Ontario	2016
8	Highway 410/10-Valleywood Boulevard Human Factors Review		2010
9	Highway 33 Lane Drop Independent Safety and Operations Review		2010
10	Highway 407 East Road Safety Audit		Ongoing
11	Review of Safe System Approach to Road Safety in Ireland	Road Safety Authority Ireland	Ongoing